


威 佳

威佳电气,  
每位工程师的专业选择!

# UE-VAF111050

Product Introduction



使用产品前请仔细阅读本使用说明，并请妥善保管

## 1 产品概述

### Product Description

温度控制器 VAF111050

该温度调节器特别适用于控制风扇、加热装置和热交换器，也可以作为信号发生器用于监控控制机柜内部温度。

The temperature regulator is especially suitable for controlling fans, heating devices and heat exchangers, and can also be used as a signal generator to monitor the internal temperature of the control cabinet.

#### 1.1 产品参数 Product Parameters

产品重量 Product Weight	90g
产品尺寸 Product Size	69mm*50mm*46mm
温控范围 Temperature Range	-10°C ~ 50°C
切换温度公差 Switching Temperature Tolerance	7K±4K
最大切换容量 Maximum Switching Capacity	250V / AC,10(2)A / 120V AC,15(2)A / DC 30W
导轨安装 DIN-Rail Mounting	35mm
操作 / 存储的温度范围 Temperature Range for Operation / Storage	-20°C ~ +80°C

本温控器为单通道且为常闭控制回路：

1. 常开触点：常用于监控过滤器风扇，热交换器或当温度超过设定数值时闭合电路输出信号；
2. 常闭触点：常用于连接加热器，当温度达到设定数值时断开线路。

The thermostat is a single channel and normally closed control loop:

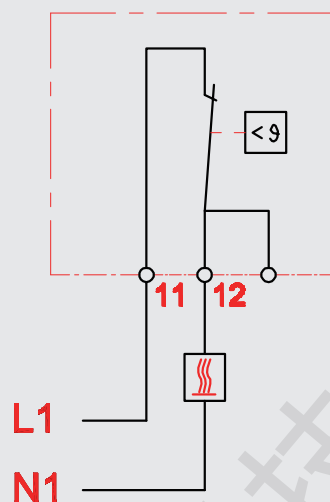
1. Normally open contacts are often used to monitor filter fans, heat exchangers or close circuit output signals when the temperature exceeds the set value;
2. Normally closed contact: it is commonly used to connect heater, and disconnect the line when the temperature reaches the set value.

## 1.2 注意事项 Attention

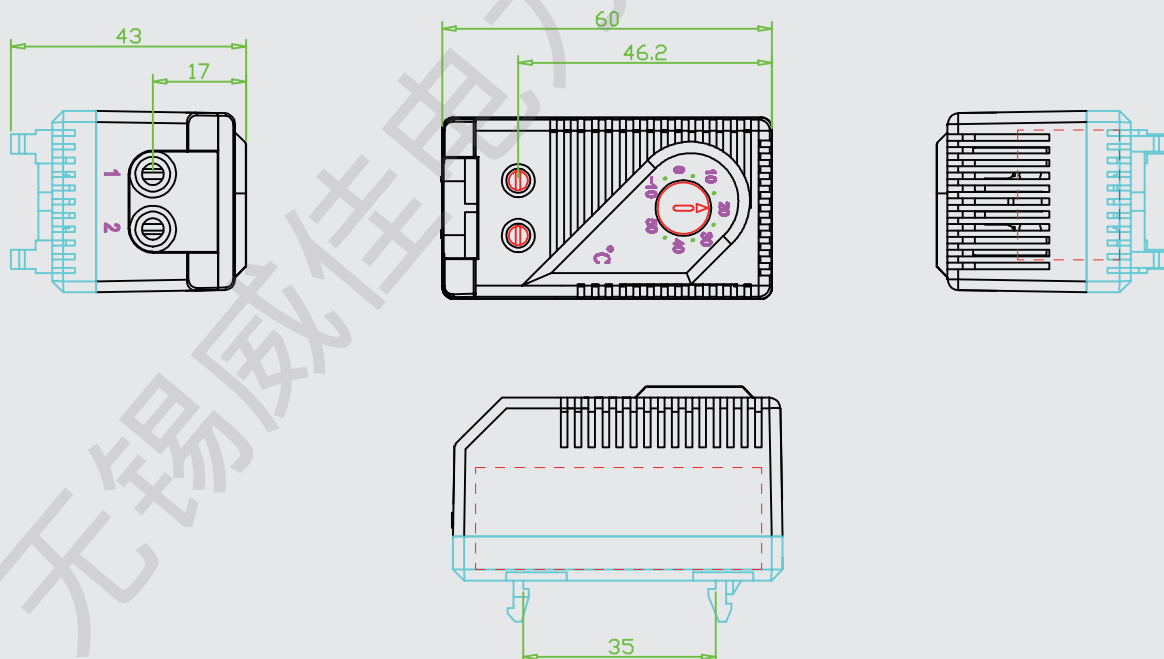
- ▶ 安装，使用前请检查外观以及附件有无损伤确实，核对型号是否一致；
- ▶ 可靠接地，无松动现象，否则会引起故障和人身事故；
- ▶ 接通电源前，检查是否可靠安装，否则会引起损坏；
- ▶ 严禁冲洗，露天淋雨，以及在不符合要求的环境中使用；
- ▶ 特殊定制的产品，如需作为约定工况之外的其它用途使用，使用前请先咨询本公司技术人员，确认后方可使用；
- ▶ 设备安装时注意检查插线口，是否有掉入的杂物，必须要将内部清理干净。
- ▶ Before installation and use, please check the appearance and accessories for damage, and check whether the models are consistent
- ▶ Reliable grounding, no loosening phenomenon, otherwise it will cause fault and personal accident;
- ▶ Before connecting the power supply, check whether it is installed reliably, otherwise it will cause damage;
- ▶ It is strictly forbidden to wash, rain in the open air, and use in the environment that does not meet the requirements;
- ▶ For special customized products, if they need to be used for other purposes other than the agreed working conditions, please consult the technical personnel of our company before use;
- ▶ When installing the equipment, pay attention to check whether there are falling debris in the socket, and clean the interior.

## 2 原理图

### Schematic Diagram



### 2D 图纸 2D Drawing



# UE-VAF111050

## Product Introduction

---

Vaule Plus,  
Professional Choice of Each Engineer!

Wuxi Vaule Plus Electric Power Technology Co., Ltd  
South side of shuofanlihe road and west side of sun'an highway, Xinwu District, Wuxi City  
Email sale@gb-value.com

